



**Round 3 - Phillip Island GP Circuit - September 3 & 4**  
**SUPERSPORT 300**

**Leg 1**

Date: 03/09/22  
Event: R06  
Weather: Mostly cloudy - Temp: 13.1C  
Track: Dry - Temp: 18.1C

Started at: 15:03:51  
Laps: 6  
Starters: 17  
Printed at: 15:40

**PROVISIONAL CLASSIFICATION**

Pos	No	Name	Machine	Laps	Race Time	Behind Leader	Behind Prev	Fastest Lap	On Lap	Top Speed
1	25	Brodie GAWITH / Ricondi / AGV / TCX / Peter Stevens M-cycles	Yamaha R3 321	6	11:35.808			1:53.306	6	173
2	12	Henry SNELL / Megacycle Racing / Ricondi / AGV / TCX / Tim Gawith	Yamaha R3 321	6	11:39.465	3.657	3.657	1:53.469	5	189
3	33	Jack FAVELLE / MotoCity	Yamaha R3 321	6	11:39.467	3.659	.002	1:53.762	5	188
4	91	Taiyo AKSU	Yamaha R3 321	6	11:39.520	3.712	.053	1:53.616	5	190
5	57	Cooper ROWNTREE / Anytime Fitness / Baseline Fabrication	Yamaha R3 321	6	11:39.577	3.769	.057	1:53.464	6	184
6	13	Marcus HAMOD / Motocity / AGV / Pirelli / Jekyl and Hyde	Yamaha R3 321	6	11:39.700	3.892	.123	1:53.986	5	189
7	45	Jamie PORT / Yamaha / AGV / Ricondi / Pirelli / Motul	Yamaha R3 321	6	11:41.302	5.494	1.602	1:53.974	5	186
8	28	Tayla RELPH / South West Track Days / South West Media Productions	Yamaha R3 321	6	11:41.318	5.510	.016	1:54.049	5	183
9	2	Luke JHONSTON / The Bike Vault / Axle Armour / RBT Suppliers / AGV	Yamaha R3 321	6	11:48.352	12.544	7.034	1:56.156	2	183
10	32A	Jai RUSSO / Russo Performance / MotoStars / Ricondi / AGV Helmets / TCX Boots	Yamaha R3 321	6	11:48.443	12.635	.091	1:56.169	4	189
11	17	Oliver SHORT / MotoHeaven / Doyle & Shields / James OHagan Photography / Eastern Signs	Kawasaki EX 400	6	12:19.081	43.273	30.638	2:01.086	2	184
12	95A	Tara MORRISON / Fearless Motorcycles	Kawasaki EX 400	6	12:23.947	48.139	4.866	1:59.686	6	180
13	95	Matthew RINDEL / StayUpright / The Grinning Dingo / AMX / Woodcraft / Shoei / DeWith M-sport	Yamaha R3 321	6	12:23.958	48.150	.011	2:00.245	6	178
14	69	Colin BONE / Race Center / the Grinning Dingo	Kawasaki EX 400	6	12:41.622	1:05.814	17.664	2:04.787	6	182
15	32	Riley BRENNAN	Kawasaki EX 400	6	12:45.590	1:09.782	3.968	2:04.466	6	171
16	27	Toby JAMES	Yamaha R3 321	6	12:57.720	1:21.912	12.130	2:06.055	5	167
17	72	Hossain SHARIAR	Kawasaki EX 400	5	11:43.523	1 Lap		2:07.343	4	170

Fastest Lap was 1:53.306 by Brodie GAWITH


Current race lap record for SS300 class - 1:47.182 by Luke JHONSTON (VIC) on a Kawasaki Ninja 400 set on 29/02/20

\*\*\* RACE REDUCED FROM 7 TO 6 LAPS DUE TO EARLIER TIME DELAYS \*\*\*

The results are provisional until the end of the time limit for protests and appeals.


*Scott Laing*  
Chief Timekeeper - Scott Laing

*Tony Bolin*  
Clerk of Course - Tony Bolin



**COMPUTIME RACE TIMING SYSTEMS PTY LTD**  
**www.computime.com.au**

E-mail: scott@computime.com.au / Ph: 0418 17 13 17





**Round 3 - Phillip Island GP Circuit - September 3 & 4**  
**SUPERSPORT 300**

**Leg 1**

Date: 03/09/22  
 Event: R06  
 Weather: Mostly cloudy - Temp: 13.1C  
 Track: Dry - Temp: 18.1C

Started at: 15:03:51  
 Laps: 6  
 Starters: 17  
 Printed at: 15:40

**PROVISIONAL LAP TIMES**


No	Name	Lap 1	Lap 2	Lap 3	Lap 4	Lap 5	Lap 6
2	Luke JHONSTON	2:04.898	<b>1:56.156</b>	1:56.481	1:57.088	1:56.715	1:57.014
12	Henry SNELL	2:06.015	1:56.141	1:55.284	1:54.277	<b>1:53.469</b>	1:54.279
13	Marcus HAMOD	2:04.726	1:57.290	1:55.356	1:54.056	<b>1:53.986</b>	1:54.286
17	Oliver SHORT	2:07.913	<b>2:01.086</b>	2:01.757	2:02.301	2:02.394	2:03.630
25	Brodie GAWITH	2:04.672	1:56.475	1:53.633	1:53.522	1:54.200	<b>1:53.306</b>
27	Toby JAMES	2:20.572	2:09.580	2:08.124	2:07.162	<b>2:06.055</b>	2:06.227
28	Tayla RELPH	2:04.684	1:57.100	1:55.661	1:54.579	<b>1:54.049</b>	1:55.245
32	Riley BRENNAN	2:20.313	2:05.095	2:05.271	2:05.873	2:04.572	<b>2:04.466</b>
32A	Jai RUSSO	2:04.962	1:56.640	1:56.780	<b>1:56.169</b>	1:57.137	1:56.755
33	Jack FAVELLE	2:05.824	1:56.285	1:55.520	1:53.961	<b>1:53.762</b>	1:54.115
45	Jamie PORT	2:04.620	1:57.040	1:55.797	1:54.611	<b>1:53.974</b>	1:55.260
57	Cooper ROWNTREE	2:04.757	1:56.362	1:56.369	1:54.024	1:54.601	<b>1:53.464</b>
69	Colin BONE	2:14.940	2:05.979	2:05.550	2:05.327	2:05.039	<b>2:04.787</b>
72	Hossain SHARIAR	3:09.277	2:11.289	2:07.416	<b>2:07.343</b>	2:08.198	
91	Taiyo AKSU	2:05.870	1:56.126	1:55.558	1:54.061	<b>1:53.616</b>	1:54.289
95	Matthew RINDEL	2:12.115	2:05.799	2:02.397	2:03.068	2:00.334	<b>2:00.245</b>
95A	Tara MORRISON	2:13.242	2:04.040	2:03.032	2:02.910	2:01.037	<b>1:59.686</b>

\*\*\* RACE REDUCED FROM 7 TO 6 LAPS DUE TO EARLIER TIME DELAYS \*\*\*

The results are provisional until the end of the time limit for protests and appeals.


*Scott Laing*  
 Chief Timekeeper - Scott Laing

*Tony Bolin*  
 Clerk of Course - Tony Bolin



**COMPUTIME RACE TIMING SYSTEMS PTY LTD**  
**www.computime.com.au**

E-mail: scott@computime.com.au / Ph: 0418 17 13 17





**Round 3 - Phillip Island GP Circuit - September 3 & 4**  
**SUPERSPORT 300**

**Leg 1**

Date: 03/09/22  
Event: R06  
Weather: Mostly cloudy - Temp: 13.1C  
Track: Dry - Temp: 18.1C

Started at: 15:03:51  
Laps: 6  
Starters: 17  
Printed at: 15:40

**PROVISIONAL SPLIT TIMES**

Lap	Split 1	Split 2	Split 3	Split 4	Lap Time	Spd	Lap	Split 1	Split 2	Split 3	Split 4	Lap Time	Spd
<b>2 Luke JHONSTON (9th)</b>							6	27.761	32.784	<b>21.363</b>	31.398	<b>1:53.306</b>	173
1	36.225	34.202	22.149	32.322	2:04.898	147	<b>27 Toby JAMES (16th)</b>						
2	<b>27.814</b>	33.732	22.082	32.528	<b>1:56.156</b>	182	1	39.279	38.918	25.345	37.030	2:20.572	146
3	28.385	<b>33.504</b>	21.833	32.759	1:56.481	175	2	31.566	37.508	24.758	35.748	2:09.580	167
4	29.035	33.969	<b>21.737</b>	<b>32.347</b>	1:57.088	179	3	31.754	36.873	24.189	35.308	2:08.124	164
5	28.244	33.890	22.046	32.535	1:56.715	183	4	31.255	36.792	24.105	35.010	2:07.162	164
6	28.356	33.913	21.982	32.763	1:57.014	178	5	30.804	36.279	24.003	<b>34.969</b>	<b>2:06.055</b>	163
<b>12 Henry SNELL (2nd)</b>							6	<b>30.641</b>	<b>36.234</b>	<b>23.943</b>	35.409	2:06.227	165
1	36.821	34.758	22.085	32.351	2:06.015	148	<b>28 Tayla RELPH (8th)</b>						
2	28.273	34.033	21.829	32.006	1:56.141	189	1	34.939	34.445	22.601	32.699	2:04.684	144
3	27.969	32.991	21.853	32.471	1:55.284	188	2	28.795	34.186	22.130	31.989	1:57.100	173
4	28.516	32.998	<b>21.306</b>	31.457	1:54.277	171	3	28.074	33.496	22.034	32.057	1:55.661	183
5	<b>27.545</b>	<b>32.876</b>	21.649	<b>31.399</b>	<b>1:53.469</b>	181	4	28.439	33.274	<b>21.467</b>	<b>31.399</b>	1:54.579	172
6	28.070	33.015	21.497	31.697	1:54.279	175	5	<b>27.769</b>	<b>33.270</b>	21.516	31.494	<b>1:54.049</b>	183
<b>13 Marcus HAMOD (6th)</b>							6	27.867	33.305	21.557	32.516	1:55.245	182
1	35.370	34.079	22.803	32.474	2:04.726	142	<b>32 Riley BRENNAN (15th)</b>						
2	28.782	33.912	22.166	32.430	1:57.290	176	1	44.573	36.858	24.187	34.695	2:20.313	
3	28.641	33.520	<b>21.280</b>	31.915	1:55.356	189	2	30.834	36.140	23.865	34.256	2:05.095	169
4	28.096	33.298	21.325	31.337	1:54.056	175	3	30.650	36.166	23.816	34.639	2:05.271	171
5	28.390	<b>32.774</b>	21.656	<b>31.166</b>	<b>1:53.986</b>	171	4	30.767	36.397	23.905	34.804	2:05.873	169
6	<b>27.754</b>	33.229	21.712	31.591	1:54.286	186	5	30.651	<b>36.090</b>	23.674	34.157	2:04.572	168
<b>17 Oliver SHORT (11th)</b>							6	<b>30.469</b>	36.442	<b>23.602</b>	<b>33.953</b>	<b>2:04.466</b>	169
1	37.383	34.717	22.711	33.102	2:07.913	148	<b>32A Jai RUSSO (10th)</b>						
2	<b>29.860</b>	<b>34.917</b>	<b>23.018</b>	<b>33.291</b>	<b>2:01.086</b>	184	1	35.657	34.348	22.546	32.411	2:04.962	146
3	29.983	35.067	23.371	33.336	2:01.757	179	2	<b>28.049</b>	34.028	22.272	32.291	1:56.640	180
4	30.434	35.027	23.369	33.471	2:02.301	178	3	28.866	33.730	22.109	<b>32.075</b>	1:56.780	180
5	30.165	35.099	23.471	33.659	2:02.394	176	4	28.321	<b>33.406</b>	<b>21.832</b>	32.610	<b>1:56.169</b>	189
6	30.936	35.203	23.435	34.056	2:03.630	177	5	28.743	33.926	21.989	32.479	1:57.137	175
<b>25 Brodie GAWITH (1st)</b>							6	28.289	34.005	22.008	32.453	1:56.755	185
1	36.042	33.623	22.625	32.382	2:04.672	147	<b>33 Jack FAVELLE (3rd)</b>						
2	28.971	33.486	22.138	31.880	1:56.475	172	1	35.982	34.922	22.326	32.594	2:05.824	142
3	<b>27.740</b>	32.897	21.531	31.465	1:53.633	173	2	28.369	33.754	22.061	32.101	1:56.285	186
4	27.876	<b>32.751</b>	21.466	31.429	1:53.522	171	3	28.229	34.196	21.779	31.316	1:55.520	188
5	28.022	33.416	21.385	<b>31.377</b>	1:54.200	172							


*Scott Laing*  
Chief Timekeeper - Scott Laing

*Tony Bolin*  
Clerk of Course - Tony Bolin



**COMPUTIME RACE TIMING SYSTEMS PTY LTD**  
**www.computime.com.au**

E-mail: scott@computime.com.au / Ph: 0418 17 13 17





**Round 3 - Phillip Island GP Circuit - September 3 & 4**  
**SUPERSPORT 300**

**Leg 1**

Date: 03/09/22  
Event: R06  
Weather: Mostly cloudy - Temp: 13.1C  
Track: Dry - Temp: 18.1C

Started at: 15:03:51  
Laps: 6  
Starters: 17  
Printed at: 15:40

**PROVISIONAL SPLIT TIMES**


Lap	Split 1	Split 2	Split 3	Split 4	Lap Time	Spd	Lap	Split 1	Split 2	Split 3	Split 4	Lap Time	Spd
4	<u>27.428</u>	33.498	<u>21.580</u>	31.455	1:53.961	182	2	32.856	37.485	25.323	35.625	2:11.289	165
5	27.885	<u>32.928</u>	21.715	<u>31.234</u>	<u>1:53.762</u>	172	3	31.213	<u>36.340</u>	<u>24.365</u>	35.498	2:07.416	168
6	27.458	33.222	21.606	31.829	1:54.115	180	4	<u>30.572</u>	36.653	24.717	<u>35.401</u>	<u>2:07.343</u>	170
							5	30.885	36.776	24.380	36.157	2:08.198	170
<b>45 Jamie PORT (7th)</b>													
1	35.600	33.953	22.531	32.536	2:04.620	146	<b>91 Taiyo AKSU (4th)</b>						
2	28.654	33.952	22.259	32.175	1:57.040	178	1	36.636	34.368	22.296	32.570	2:05.870	145
3	28.327	<u>33.024</u>	21.833	32.613	1:55.797	180	2	28.238	34.040	21.779	32.069	1:56.126	190
4	28.629	33.307	21.695	<u>30.980</u>	1:54.611	173	3	28.611	<u>32.905</u>	21.652	32.390	1:55.558	183
5	28.014	33.297	<u>21.579</u>	31.084	<u>1:53.974</u>	186	4	27.757	33.079	<u>21.480</u>	31.745	1:54.061	183
6	<u>27.651</u>	33.300	21.660	32.649	1:55.260	185	5	<u>27.515</u>	33.085	21.748	<u>31.268</u>	<u>1:53.616</u>	179
							6	27.702	33.478	21.493	31.616	1:54.289	176
<b>57 Cooper ROWNTREE (5th)</b>													
1	35.212	33.868	22.661	33.016	2:04.757	143	<b>95 Matthew RINDEL (13th)</b>						
2	28.663	33.123	22.150	32.426	1:56.362	177	1	37.364	36.317	23.829	34.605	2:12.115	146
3	29.713	33.460	<u>21.443</u>	31.753	1:56.369	173	2	30.908	36.217	23.688	34.986	2:05.799	176
4	27.682	33.086	21.589	31.667	1:54.024	178	3	29.792	35.497	23.278	33.830	2:02.397	176
5	28.734	<u>32.566</u>	21.663	31.638	1:54.601	159	4	30.360	35.619	23.197	33.892	2:03.068	171
6	<u>27.630</u>	32.937	21.546	<u>31.351</u>	<u>1:53.464</u>	184	5	<u>29.336</u>	34.731	22.877	33.390	2:00.334	178
							6	29.617	<u>34.693</u>	<u>22.670</u>	<u>33.265</u>	<u>2:00.245</u>	171
<b>69 Colin BONE (14th)</b>													
1	39.607	36.383	23.694	35.256	2:14.940	145	<b>95A Tara MORRISON (12th)</b>						
2	30.922	36.294	23.872	34.891	2:05.979	182	1	38.036	36.551	23.670	34.985	2:13.242	155
3	30.891	36.125	23.628	34.906	2:05.550	179	2	29.527	35.791	24.064	34.658	2:04.040	180
4	30.372	36.156	23.710	35.089	2:05.327	179	3	29.732	35.518	23.315	34.467	2:03.032	179
5	<u>30.171</u>	36.325	<u>23.358</u>	35.185	2:05.039	178	4	29.963	35.603	23.159	34.185	2:02.910	174
6	30.329	<u>36.099</u>	23.602	<u>34.757</u>	<u>2:04.787</u>	177	5	29.660	35.207	22.943	33.227	2:01.037	176
							6	<u>29.389</u>	<u>34.543</u>	<u>22.888</u>	<u>32.866</u>	<u>1:59.686</u>	176
<b>72 Hossain SHARIAR (17th)</b>													
1	1:23.907	40.281	26.763	38.326	3:09.277								

\*\*\* RACE REDUCED FROM 7 TO 6 LAPS DUE TO EARLIER TIME DELAYS \*\*\*

The results are provisional until the end of the time limit for protests and appeals.


*Scott Laing*  
Chief Timekeeper - Scott Laing

*Tony Bolin*  
Clerk of Course - Tony Bolin



**COMPUTIME RACE TIMING SYSTEMS PTY LTD**  
**www.computime.com.au**

E-mail: scott@computime.com.au / Ph: 0418 17 13 17





**Round 3 - Phillip Island GP Circuit - September 3 & 4**  
**SUPERSPORT 300**

**Leg 1**

Date: 03/09/22  
 Event: R06  
 Weather: Mostly cloudy - Temp: 13.1C  
 Track: Dry - Temp: 18.1C

Started at: 15:03:51  
 Laps: 6  
 Starters: 17  
 Printed at: 15:40

**PROVISIONAL FASTEST LAPS SEQUENCE**


Lap	Race Pos	No	Name	Machine	Fastest Lap	On Lap
1	1	45	Jamie PORT	Yamaha R3 321	2:04.620	1
2	1	2	Luke JHONSTON	Yamaha R3 321	1:56.156	2
2	7	91	Taiyo AKSU	Yamaha R3 321	1:56.126	2
3	1	25	Brodie GAWITH	Yamaha R3 321	1:53.633	3
4	1	25	Brodie GAWITH	Yamaha R3 321	1:53.522	4
5	2	12	Henry SNELL	Yamaha R3 321	1:53.469	5
6	1	25	Brodie GAWITH	Yamaha R3 321	1:53.306	6

\*\*\* RACE REDUCED FROM 7 TO 6 LAPS DUE TO EARLIER TIME DELAYS \*\*\*

The results are provisional until the end of the time limit for protests and appeals.


*Scott Laing*  
 Chief Timekeeper - Scott Laing

*Tony Bolin*  
 Clerk of Course - Tony Bolin



**COMPUTIME RACE TIMING SYSTEMS PTY LTD**  
**www.computime.com.au**

E-mail: scott@computime.com.au / Ph: 0418 17 13 17





**Round 3 - Phillip Island GP Circuit - September 3 & 4**  
**SUPERSPORT 300**

**Leg 1**

Started at: 15:03:51  
Laps: 6  
Starters: 17  
Printed at: 15:40

Date: 03/09/22  
Event: R06  
Weather: Mostly cloudy - Temp: 13.1C  
Track: Dry - Temp: 18.1C

**PROVISIONAL LAP SHEET**


No	Lap Time	Gap	No	Lap Time	Gap	No	Lap Time	Gap	No	Lap Time	Gap
<b>Lap 1</b>			17	2:01.086	7.945	33	1:53.961	3.288	27	2:06.055	1:08.99
45	2:04.620		95A	2:04.040	16.228	91	1:54.061	3.313	<b>Lap 6</b>		
25	2:04.672	.052	95	2:05.799	16.860	12	1:54.277	3.415	25	1:53.306	
28	2:04.684	.064	69	2:05.979	19.865	28	1:54.579	3.722	12	1:54.279	3.657
13	2:04.726	.106	32	2:05.095	24.354	45	1:54.611	3.766	33	1:54.115	3.659
57	2:04.757	.137	27	2:09.580	29.098	32A	1:56.169	6.249	91	1:54.289	3.712
2	2:04.898	.278	72	2:11.289	1:19.51	2	1:57.088	6.321	57	1:53.464	3.769
32A	2:04.962	.342	<b>Lap 3</b>			17	2:02.301	24.755	13	1:54.286	3.892
33	2:05.824	1.204	25	1:53.633		95A	2:02.910	34.922	45	1:55.260	5.494
91	2:05.870	1.250	13	1:55.356	2.592	95	2:03.068	35.077	28	1:55.245	5.510
12	2:06.015	1.395	12	1:55.284	2.660	69	2:05.327	43.494	72	2:08.198	1 lap
17	2:07.913	3.293	28	1:55.661	2.665	32	2:05.873	48.250	2	1:57.014	12.544
95	2:12.115	7.495	45	1:55.797	2.677	27	2:07.162	57.136	32A	1:56.755	12.635
95A	2:13.242	8.622	57	1:56.369	2.708	72	2:07.343	1:47.02	17	2:03.630	43.273
69	2:14.940	10.320	2	1:56.481	2.755	<b>Lap 5</b>			95A	1:59.686	48.139
32	2:20.313	15.693	91	1:55.558	2.774	25	1:54.200		95	2:00.245	48.150
27	2:20.572	15.952	33	1:55.520	2.849	12	1:53.469	2.684	69	2:04.787	1:05.81
72	3:09.277	1:04.65	32A	1:56.780	3.602	91	1:53.616	2.729	32	2:04.466	1:09.78
<b>Lap 2</b>			17	2:01.757	15.976	33	1:53.762	2.850	27	2:06.227	1:21.91
2	1:56.156		95	2:02.397	25.531	13	1:53.986	2.912			
57	1:56.362	.065	95A	2:03.032	25.534	45	1:53.974	3.540			
25	1:56.475	.093	69	2:05.550	31.689	28	1:54.049	3.571			
32A	1:56.640	.548	32	2:05.271	35.899	57	1:54.601	3.611			
45	1:57.040	.606	27	2:08.124	43.496	2	1:56.715	8.836			
28	1:57.100	.730	72	2:07.416	1:33.20	32A	1:57.137	9.186			
91	1:56.126	.942	<b>Lap 4</b>			17	2:02.394	32.949			
13	1:57.290	.962	25	1:53.522		95	2:00.334	41.211			
33	1:56.285	1.055	13	1:54.056	3.126	95A	2:01.037	41.759			
12	1:56.141	1.102	57	1:54.024	3.210	69	2:05.039	54.333			
						32	2:04.572	58.622			

\*\*\* RACE REDUCED FROM 7 TO 6 LAPS DUE TO EARLIER TIME DELAYS \*\*\*

The results are provisional until the end of the time limit for protests and appeals.


*Scott Laing*  
Chief Timekeeper - Scott Laing

*Tony Bolin*  
Clerk of Course - Tony Bolin



**COMPUTIME RACE TIMING SYSTEMS PTY LTD**  
**www.computime.com.au**

E-mail: scott@computime.com.au / Ph: 0418 17 13 17





**Round 3 - Phillip Island GP Circuit - September 3 & 4**  
**SUPERSPORT 300**

**Leg 1**

Date: 03/09/22  
 Event: R06  
 Weather: Mostly cloudy - Temp: 13.1C  
 Track: Dry - Temp: 18.1C

Started at: 15:03:51  
 Laps: 6  
 Starters: 17  
 Printed at: 15:40

**PROVISIONAL LAP CHART**


Name	Grid	1	2	3	4	5	6	Name
C. ROWNTREE	57	45	9	25	25	25	25	B. GAWITH
J. FAVELLE	33	25	57	13	13	12	12	H. SNELL
M. HAMOD	13	28	25	12	57	91	33	J. FAVELLE
T. RELPH	28	13	32A	28	33	33	91	T. AKSU
J. RUSSO	32A	57	45	45	91	13	57	C. ROWNTREE
J. PORT	45	2	28	57	12	45	13	M. HAMOD
T. AKSU	91	32A	91	2	28	28	45	J. PORT
B. GAWITH	25	33	13	91	45	57	28	T. RELPH
L. JHONSTON	2	91	33	33	32A	2	2	L. JHONSTON
M. RINDEL	95	12	12	32A	2	32A	32A	J. RUSSO
H. SNELL	12	17	17	17	17	17	17	O. SHORT
O. SHORT	17	95	95A	95	95A	95	95A	T. MORRISON
R. BRENNAN	32	95A	95	95A	95	95A	95	M. RINDEL
E. MCCAUSLAND	61	69	69	69	69	69	69	C. BONE
H. SHARIAR	72	32	32	32	32	32	32	R. BRENNAN
C. BONE	69	27	27	27	27	27	27	T. JAMES
T. MORRISON	95A	72	72	72	72	72	72	H. SHARIAR
T. JAMES	27							
L. RUSSELL	76							L. RUSSELL
M. LAZOS	81							M. LAZOS

\*\*\* RACE REDUCED FROM 7 TO 6 LAPS DUE TO EARLIER TIME DELAYS \*\*\*

The results are provisional until the end of the time limit for protests and appeals.


*Scott Laing*  
 Chief Timekeeper - Scott Laing

*Tony Bolin*  
 Clerk of Course - Tony Bolin



**COMPUTIME RACE TIMING SYSTEMS PTY LTD**  
**www.computime.com.au**

E-mail: scott@computime.com.au / Ph: 0418 17 13 17





**Round 3 - Phillip Island GP Circuit - September 3 & 4**  
**SUPERSPORT 300**

**Leg 1**

Date: 03/09/22  
Event: R06  
Weather: Mostly cloudy - Temp: 13.1C  
Track: Dry - Temp: 18.1C

Started at: 15:03:51  
Laps: 6  
Starters: 17  
Printed at: 15:40

**PROVISIONAL BEST PARTIAL TIMES**


Pos	Split 1		Split 2		Split 3		Split 4		LAP		Ideal	Fastest
	Name	Time	Name	Time	Name	Time	Name	Time	Name	Time		
1	J. FAVELLE	27.428	C. ROWNTRE	32.566	M. HAMOD	21.280	J. PORT	30.980	M. HAMOD	1:52.974	1:53.986	
2	T. AKSU	27.515	B. GAWITH	32.751	H. SNELL	21.306	M. HAMOD	31.166	C. ROWNTRE	1:52.990	1:53.464	
3	H. SNELL	27.545	M. HAMOD	32.774	B. GAWITH	21.363	J. FAVELLE	31.234	H. SNELL	1:53.126	1:53.469	
4	C. ROWNTRE	27.630	H. SNELL	32.876	C. ROWNTRE	21.443	T. AKSU	31.268	T. AKSU	1:53.168	1:53.616	
5	J. PORT	27.651	T. AKSU	32.905	T. RELPH	21.467	C. ROWNTRE	31.351	J. FAVELLE	1:53.170	1:53.762	
6	B. GAWITH	27.740	J. FAVELLE	32.928	T. AKSU	21.480	B. GAWITH	31.377	B. GAWITH	1:53.231	1:53.306	
7	M. HAMOD	27.754	J. PORT	33.024	J. PORT	21.579	H. SNELL	31.399	J. PORT	1:53.234	1:53.974	
8	T. RELPH	27.769	T. RELPH	33.270	J. FAVELLE	21.580	T. RELPH	31.399	T. RELPH	1:53.905	1:54.049	
9	L. JHONSTON	27.814	J. RUSSO	33.406	L. JHONSTON	21.737	J. RUSSO	32.075	J. RUSSO	1:55.362	1:56.169	
10	J. RUSSO	28.049	L. JHONSTON	33.504	J. RUSSO	21.832	L. JHONSTON	32.322	L. JHONSTON	1:55.377	1:56.156	
11	M. RINDEL	29.336	T. MORRISON	34.543	M. RINDEL	22.670	T. MORRISON	32.866	T. MORRISON	1:59.686	1:59.686	
12	T. MORRISON	29.389	M. RINDEL	34.693	O. SHORT	22.711	O. SHORT	33.102	M. RINDEL	1:59.964	2:00.245	
13	O. SHORT	29.860	O. SHORT	34.717	T. MORRISON	22.888	M. RINDEL	33.265	O. SHORT	2:00.390	2:01.086	
14	C. BONE	30.171	R. BRENNAN	36.090	C. BONE	23.358	R. BRENNAN	33.953	R. BRENNAN	2:04.114	2:04.466	
15	R. BRENNAN	30.469	C. BONE	36.099	R. BRENNAN	23.602	C. BONE	34.757	C. BONE	2:04.385	2:04.787	
16	H. SHARIAR	30.572	T. JAMES	36.234	T. JAMES	23.943	T. JAMES	34.969	T. JAMES	2:05.787	2:06.055	
17	T. JAMES	30.641	H. SHARIAR	36.340	H. SHARIAR	24.365	H. SHARIAR	35.401	H. SHARIAR	2:06.678	2:07.343	

\*\*\* RACE REDUCED FROM 7 TO 6 LAPS DUE TO EARLIER TIME DELAYS \*\*\*

The results are provisional until the end of the time limit for protests and appeals.


*Scott Laing*  
Chief Timekeeper - Scott Laing

*Tony Bolin*  
Clerk of Course - Tony Bolin



**COMPUTIME RACE TIMING SYSTEMS PTY LTD**  
**www.computime.com.au**

E-mail: [scott@computime.com.au](mailto:scott@computime.com.au) / Ph: 0418 17 13 17







**Round 3 - Phillip Island GP Circuit - September 3 & 4**  
**SUPERSPORT 300**


**PROVISIONAL PROGRESSIVE ROUND POINTS**

**SUPERSPORT 300**

Pos	No	Name	Rnd 3 Race 1	Total
1	25	Brodie GAWITH	25	25
2	12	Henry SNELL	20	20
3	33	Jack FAVELLE	18	18
4	91	Taiyo AKSU	17	17
5	57	Cooper ROWNTREE	16	16
6	13	Marcus HAMOD	15	15
7	45	Jamie PORT	14	14
8	28	Tayla RELPH	13	13
9	2	Luke JHONSTON	12	12
10	32A	Jai RUSSO	11	11
11	17	Oliver SHORT	10	10
12	95A	Tara MORRISON	9	9
13	95	Matthew RINDEL	8	8
14	69	Colin BONE	7	7
15	32	Riley BRENNAN	6	6
16	27	Toby JAMES	5	5
17	72	Hossain SHARIAR	4	4


*Scott Laing*  
 Chief Timekeeper - Scott Laing

*Tony Bolin*  
 Clerk of Course - Tony Bolin



**COMPUTIME RACE TIMING SYSTEMS PTY LTD**  
**www.computime.com.au**

E-mail: [scott@computime.com.au](mailto:scott@computime.com.au) / Ph: 0418 17 13 17





**Round 3 - Phillip Island GP Circuit - September 3 & 4**  
**SUPERSPORT 300**


**PROVISIONAL PROGRESSIVE SERIES POINTS**

**SUPERSPORT 300**

Pos	No	Name	Rnd 1 B/ford	Rnd 2 Wint	Rnd 3 Race 1	Total
1	95	Matthew RINDEL	75	56	8	139
2	17	Oliver SHORT	58	52	10	120
3	32	Riley BRENNAN	51	42	6	99
4	69	Colin BONE	48	41	7	96
5	25	Brodie GAWITH		70	25	95
6	72	Hossain SHARIAR	41	37	4	82
7	45	Jamie PORT		45	14	59
8		Jake SENIOR	56			56
9		Justin KAISER		48		48
10		Ryan LARKIN		47		47
11		Lindsay RUSSELL	45			45
12	12	Henry SNELL			20	20
13	33	Jack FAVELLE			18	18
14	91	Taiyo AKSU			17	17
15	57	Cooper ROWNTREE			16	16
16	13	Marcus HAMOD			15	15
17		Jay MARROCCINI	14			14
18	28	Tayla RELPH			13	13
19	2	Luke JHONSTON			12	12
20	32A	Jai RUSSO			11	11
21	95A	Tara MORRISON			9	9
22	27	Toby JAMES			5	5

*Scott Laing*  
 Chief Timekeeper - Scott Laing

*Tony Bolin*  
 Clerk of Course - Tony Bolin



**COMPUTIME RACE TIMING SYSTEMS PTY LTD**  
**www.computime.com.au**

E-mail: [scott@computime.com.au](mailto:scott@computime.com.au) / Ph: 0418 17 13 17

